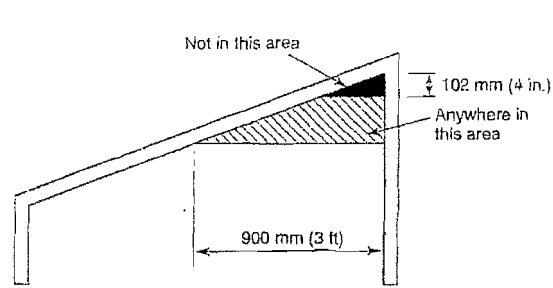




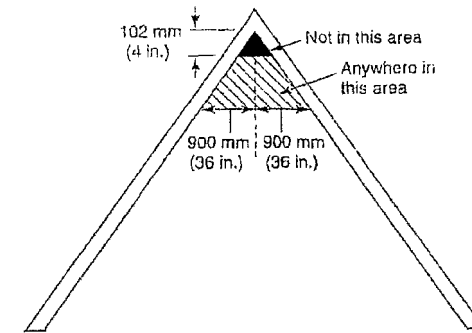
# Blount County Department of Building Safety

## Smoke Detector and Alarm Locations

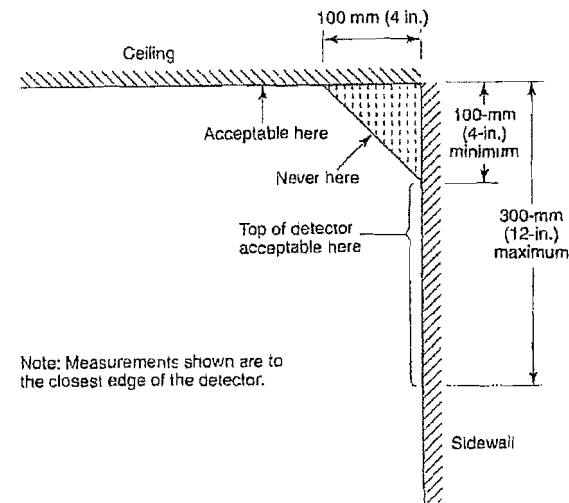
1. Place detector where humidity and temperature levels meet manufacture requirements.
2. Place detector on inside wall when mounting surface is warmer or cooler than room.
3. Equip detector with alarm-silencing means when located within 20 ft of cooking appliance.
4. Detectors shall not be installed within 36 inch horizontal path from a door to kitchen or bathroom with tub or shower.
5. Detector shall not be placed within 36 inches of heat and air register and out of direct airflow from that register.
6. Detector shall not be installed within 36 inch horizontal path from tip of the blade of ceiling suspended paddle fan.
7. Detector shall be placed in stairs to other occupied levels so that no smoke rising can be prevented from reaching detector by a door or obstruction.
8. Detector shall be placed near the entry to stairways leading up from basement.
9. See Figures A, B and C for additional help with placement of smoke detectors.



**Figure A**



**Figure B**



**Figure C**